


MSE PERC 72

High Power PERC Module



MODULES
ASSEMBLED
DESIGNED &
ENGINEERED
IN THE USA
OF U.S. AND NON-U.S. PARTS

365-375W

CLASS LEADING POWER OUTPUT

18.89%

MAXIMUM EFFICIENCY

-0~+3%

POSITIVE POWER TOLERANCE

High-Power, American Quality

Mission Solar Energy is headquartered in San Antonio, TX with module facilities onsite. We produce American quality products ensuring the highest power output and reliability to our customers. Our product line is well suited for residential, commercial and utility applications. Every Mission Solar Energy product is certified and surpasses industry standard regulations, proving excellent performance over the long-term.



CERTIFIED RELIABILITY

- › Tested to UL1703 & IEC standards
- › PID Resistant



ADVANCED TECHNOLOGY

- › PERC and 5 busbar drive >18% module efficiency
- › Ideal for all applications



EXTREME WEATHER RESILIENCE

- › 5631 Pa snow load (117 psf) tested load to UL1703
- › 185 mph wind rating*



BAA COMPLIANT FOR GOVERNMENT PROJECTS

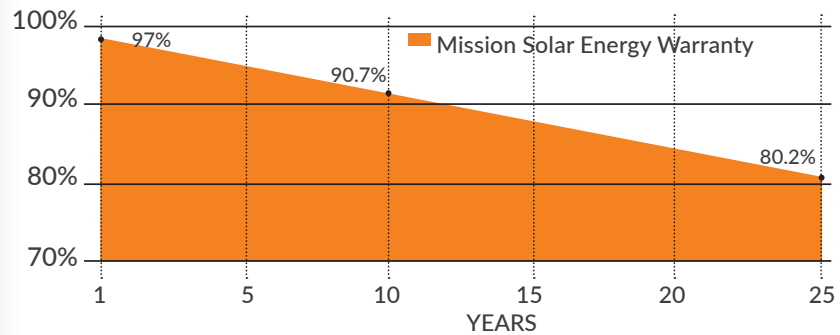
- › Buy American Act
- › American Recovery & Reinvestment Act



LINEAR WARRANTY



PRODUCT WARRANTY



CERTIFICATIONS

IEC 61215/ IEC 61730/ IEC 61701 UL 1703



CEC

*As there are different certification requirements in different markets, please contact your local Mission Solar Energy sales representative for the specific certificates applicable to the products in the region in which the products are to be used.

*185 mph wind rating based upon installation at 30° or less fixed tilt mount

ELECTRICAL SPECIFICATIONS

Electrical Parameters at Standard Test Conditions (STC)

Module Type			MSE365SQ9S	MSE370SQ9S	MSE375SQ9S
Power Output	P _{max}	W _p	365	370	375
Module Efficiency		%	18.39	18.64	18.89
Tolerance			0 ⁻ +3%	0 ⁻ +3%	0 ⁻ +3%
Short-Circuit Current	I _{sc}	A	9.705	9.767	9.826
Open Circuit Voltage	V _{oc}	V	48.05	48.08	48.16
Rated Current	I _{mp}	A	9.236	9.323	9.432
Rated Voltage	V _{mp}	V	39.52	39.69	39.76
Fuse Rating			20	20	20

TEMPERATURE COEFFICIENTS

Normal Operating Cell Temperature (NOCT)	46.43°C (±2°C)
Temperature Coefficient of P _{max}	-0.375%/°C
Temperature Coefficient of V _{oc}	-0.280%/°C
Temperature Coefficient of I _{sc}	0.045%/°C

OPERATING CONDITIONS

Maximum System Voltage	1,500VDC or 1000VDC
Operating Temperature Range	-40°C (-40°F) to +85°C (185°F)
Maximum Series Fuse Rating	20A
Fire Safety Classification	Class C
Front & Back Load (UL standard)	5631Pa (117 psf) Tested to UL1703 standard
Hail Safety Impact Velocity	25mm at 23 m/s

MECHANICAL DATA

Solar Cells	P-type Mono-crystalline Silicon (156.75mm)
Cell orientation	72 cells (6x12), 5 busbar
Module dimension	1987mm x 999mm x 40mm (78.23 in. x 39.33 in. x 1.58 in.)
Weight	21.6 kg (47.6 lb)
Front Glass	3.2mm (0.126 in.) tempered, Low-iron, Anti-reflective coating
Frame	Anodized aluminum alloy
Encapsulant	Ethylene vinyl acetate (EVA)
J-Box	Protection class IP67 with 3 bypass-diodes
Cables	PV wire, 1.2m (47.24 in.), 4mm ² / 12 AWG
Connector	MC4

SHIPPING INFORMATION

Container FT		Pallets	Panels	360 W		
53'	Double stack	30	780	280.80 kW		
40'	Double stack	24	624	224.64 kW		
		Panels	Weight	Height	Width	Length
Pallet		26	1,325lbs	45.50"	45.50"	79.50"

CERTIFICATIONS & TESTS

IEC

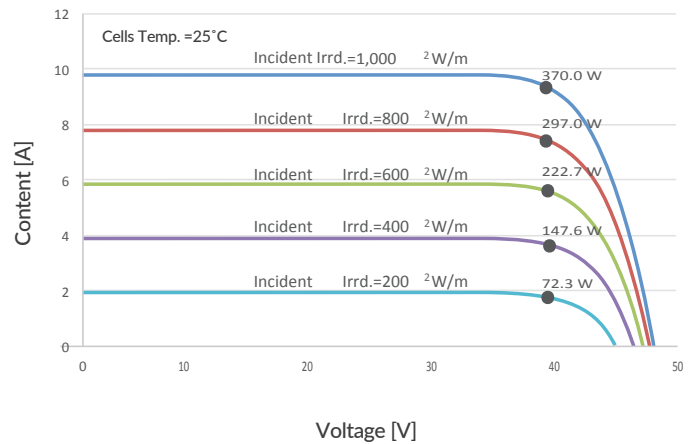
61215 / 61730 / 61701

UL

UL 1703 listed



MSE370SQ9S: 370WP, 72CELL SOLAR MODULE CURRENT-VOLTAGE CURVE



Current-voltage characteristics with dependence on irradiance and module temperature

BASIC DESIGN (UNITS: mm)

